

Student Log in - Big Ideas


There are several ways to access your online materials.

1. From a school computer using the Clever Icon on the desktop
2. From Infinite Campus
3. From the Student and Parent Links on the CUSD website
4. From bigideasmath.com

*The **Clever** username for students is sid#@s.cusd80.com and the password is the same password the student set up to log into the computer.*

1 - Using the Clever Icon on your school computer

1. Log in to the computer
2. Click the Clever Icon on the desktop



3. It will ask you to log in to Clever. *The Clever username for students is sid#@s.cusd80.com and the password is the same password the student set up to log into the computer.*

A screenshot of the Clever login page. The page has a blue vertical bar on the left. The main content area is white and contains the following text and form elements:

sts.cusd80.com

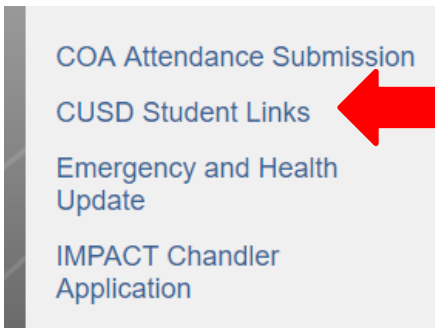
Sign in with your organizational account

2 -From Infinite Campus

URL: <http://campus.cusd80.com>

1. Login to Infinite Campus using the same username and password that is used for logging in to the computer.

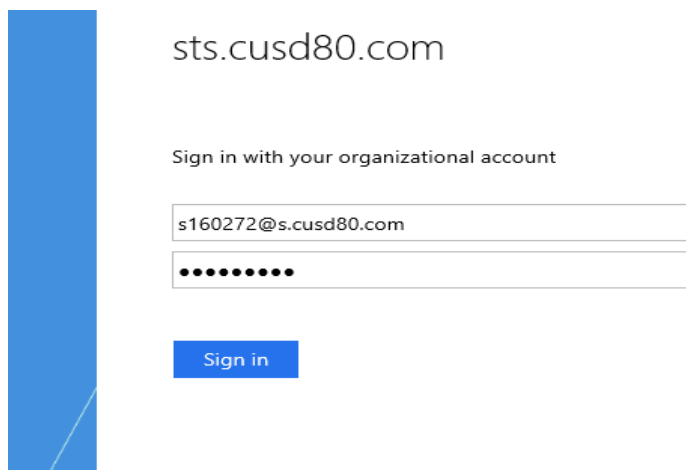
On the student portal, click on **CUSD Student Links**.



2. A new tab or window will open up with the available student links. Click on the **Clever** application.



3. It will ask you to log in to Clever. *The Clever username for students is **sid#@s.cusd80.com** and the password is the same password the student set up to log into the computer.*

A screenshot of a login page. On the left is a vertical blue bar. The page content includes the URL 'sts.cusd80.com', the text 'Sign in with your organizational account', a text input field containing 's160272@s.cusd80.com', a password input field with masked characters, and a blue 'Sign in' button.

3 - From the Parent and Student Links website

1. Go to cusd80.com
2. Click Parents and Students



3. Click Technology Resource Links for Students, Parents

Parents & Students Directory

A C H J K L O P S T

A <ul style="list-style-type: none">Annual Report	J <ul style="list-style-type: none">Just 4 Kids	<ul style="list-style-type: none">Physical ActivityPreschool
C <ul style="list-style-type: none">Chandler CARE CenterChandler Education FoundationChoice is YoursCUSD Elementary School OptionsCUSD High School OptionsCUSD Junior High OptionsCUSD Kindergarten Choices	K <ul style="list-style-type: none">Kindergarten Registration	S <ul style="list-style-type: none">School BoundariesSchool Library Collections OnlineStudent ResourcesStudent Safety
H <ul style="list-style-type: none">Health Services	L <ul style="list-style-type: none">Lunch Menus	T <ul style="list-style-type: none">Tax Credit DonationsTechnology Resource Links for Students, Parents
	O <ul style="list-style-type: none">Open Enrollment	
	P <ul style="list-style-type: none">Parent and Student Portal - Online GradesParent Resources	

4. Click the Clever Icon

TECHNOLOGY

District Administration

Governing Board

Technology > Technology

Students, Parents and Community Links (Non-Staff)

Students, Parents and Community Links

(Icons, in alphabetical order)

- ATI Galleo (Students)
- Brag About our Schools
- Clever
- Destiny (School Library Lookup)
- Dropbox
- Evernote
- Google Docs
- Infinite Campus (Grades Portal)
- Infinite Campus Registration Instructions
- Internet Safety & Cyberbullying Resources
- Just4Kids (Homework Helper)
- Learning.com
- Microsoft Access Help
- Microsoft Excel Help
- Microsoft PowerPoint Help
- Microsoft Publisher Help
- Microsoft Word Help
- Online File Converter
- Office 365 Resource Page
- Pixlr Photo Editor
- Renaissance Place (Students - District PCs only)

5. It will ask you to log in to Clever. *The Clever username for students is **sid#@s.cusd80.com** and the password is the same password the student set up to log into the computer.*

sts.cusd80.com

Sign in with your organizational account

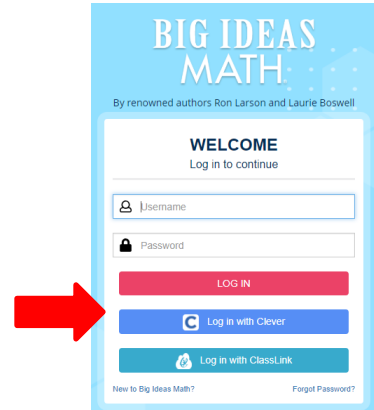
s160272@s.cusd80.com

••••••••

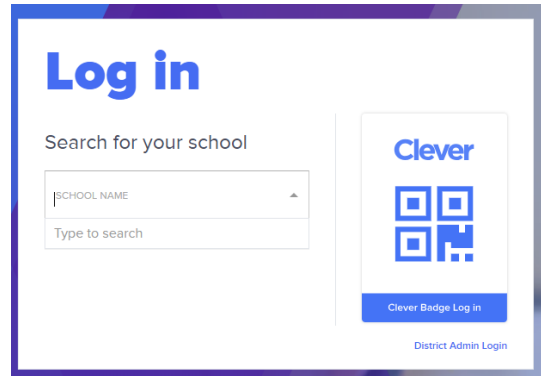
Sign in

4- From the Big Ideas Website

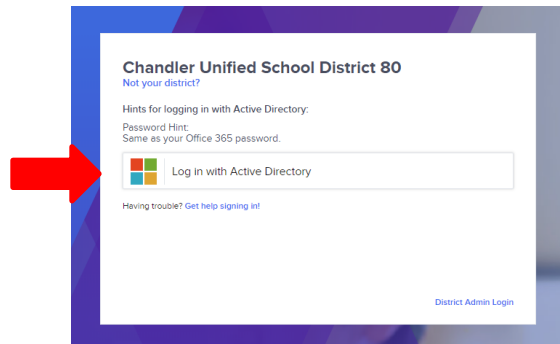
1. Go to [Bigideasmath.com](https://bigideasmath.com)
2. Click login with Clever



3. Find your school



4. Click login using Active Directory



5. It will ask you to log in to Clever. *The Clever username for students is **sid#@s.cusd80.com** and the password is the same password the student set up to log into the computer.*



sts.cusd80.com

Sign in with your organizational account

s160272@s.cusd80.com

••••••••

Sign in